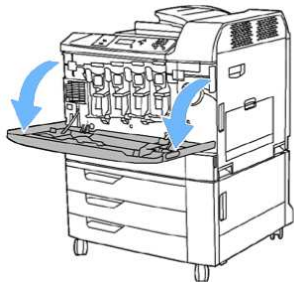
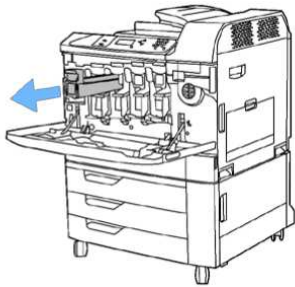




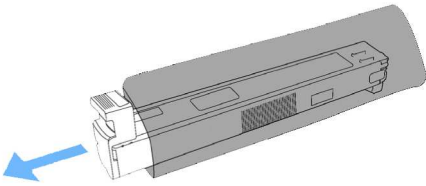
Sostituzione cartuccia toner



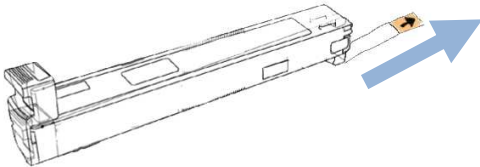
Aprire il coperchio della stampante.



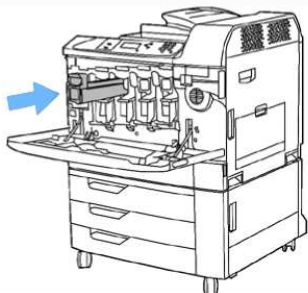
Estrarre la cartuccia esausta.



Estrarre la cartuccia nuova dal sacchetto protettivo.



Tirare la linguetta del separatore come mostrato in figura e agitare la cartuccia toner.



Inserire la cartuccia nuova nella stampante.



Chiudere il coperchio della stampante e attendere la calibrazione.